



YOU-RISTA



Activate
automatic
machine
update

Requirements:

- you must be the manager of the YOU-RISTA
- the YOU-RISTA must be switched on
- the YOU-RISTA and your smartphone must be connected to the same Wi-Fi network

ACTIVATE AUTOMATIC MACHINE UPDATE



Read the safety warnings carefully before using and only use the product as described in these instructions to avoid accidental injury or damage.

Why should I activate the automatic machine update?

With the automatic machine update, the software on your Qbo machine will always be up-to-date.

This is important for the most reliable, safe and extensive use of the machine. The automatic machine update is activated in the Qbo App. To do so, the machine and your smartphone must be connected to the same Wi-Fi network.

When does the automatic machine update take place?

Just before the Qbo machine switches off **automatically** (not when you switch it off manually), the machine will independently check whether a new machine update is available.

If this is the case, the machine will download and install it.

i If the automatic machine update is deactivated in the Qbo App, the App will notify you of the latest firmware version available on the machine details page.

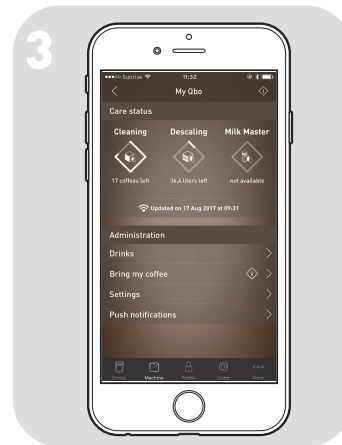
You will be asked whether you would like to activate the automatic machine update when connecting your Qbo machine to Wi-Fi (see the manual "Connecting the machine to Wi-Fi"). If you have not activated it and would like to do so now, proceed as follows:



- ▶ Press the dial to switch on the machine.




- ▶ Wait a moment until the Wi-Fi indicator light lights up permanently.






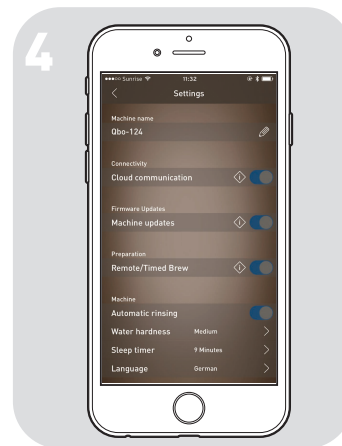
- ▶ Open the Qbo App.

iOS

- ▶ Select .
- ▶ Select the name of your Qbo machine (e.g. **Qbo-662**).
- ▶ Select **Settings** farther down on the page.

Android

- ▶ Select  - at the top of the page.
- ▶ Select .
- ▶ Select the name of your Qbo machine (e.g. **Qbo-662**).
- ▶ Select .



iOS

- ▶ Slide the control in the **Machine updates** field to the right.

Android

- ▶ Slide the control in the **Machine updates** field to the right.

The automatic machine update has now been activated.